

# A Cool Comparison: CM-3500XLS (S)=Standard



**CM-3500XLS** (4 Blr Box)



**CM-3500XLS** (5HP PD Blr)



**CM-3500XLS** (7.5HP PD Blr)

Specifications	CM-3500XLS (4 Blr Box)	CM-3500XLS (5HP PD Blr)	CM-3500XLS (7.5HP PD Blr)
Airlock Sizes Dia.(Ø) x Length, Hose Output		Ø30.5 cm x 50.8 cm Long, 10.16cm Hose Output Ø30.5 cm x 60.9 cm Long, 10.16cm Hose Output*	Ø35.6 cm x 60.9 cm Long, 15.24cm Hose Output*
Airlock Pressure	276 mbar	414 mbar	552 mbar
Blower Type	(4) 7.1amp Centrifugal	(1) 5hp Positive Displacement	(1) 7.5hp Positive Displacement
Blower Volume	240 m <sup>3</sup> /hr	280 m <sup>3</sup> /hr	348 m <sup>3</sup> /hr
Hopper Capacity		1.06 m <sup>3</sup>	
w/ Hopper Extension* (MAX)		1.95 m <sup>3</sup>	
Weight	806 kg	820 kg	835 kg
LxWxH		272 cm x 74 cm x 138 cm	
O/A Height w/ Hopper Extension*		191cm-208cm	
Loading Height		130cm	
w/ Hopper Extension*		142cm-160cm	
Power Requirements Export (CE)	10/10/10 amp Trpl Inputs 230 volt/50 Hz	10 amp Input 380 volt/50 Hz, 3PH	N/A
Drive Motor		3 hp	
Generator Size	10.8 KW	10.8 KW	18KW
Max Hose Length	300 ft (91m)	300 ft (91m)	300 ft (91m)
Warranty	2 year (limited)	2 year (limited)	2 year (limited)
Features:			
Powder Coated Metal	Yes	Yes	Yes
Check Valve Blower Protection	Yes	Yes	Yes
Hourmeter/Voltmeter	Yes	Yes	Yes
Pressure Gauge	Yes	Yes	Yes
Re-Lube Bearing	Yes	Yes	Yes
Modular Control Panel	Yes	Yes	Yes
Front Panel Reset Overloads	Yes	Yes	Yes
L.E.D. Plugs/Self Diagnostics	Yes	Yes	Yes
Heavy Duty Remote Cord	Yes	Yes	Yes
Scalping Augers	Yes	Yes	Yes
Turbo Shredder	Yes	Yes	Yes
Hopper Extension w/ Loading Tray*	Yes	Yes	Yes
Wheel Package*	No	No	No
Lid & Dust Curtain*	No	No	No
Integrated Booster Connection	No	No	No
Recycle Fiber Vacuum System	No	No	No
Production Rates:	Ø30.5cm x 50.8cm w/ 5hp PD Blower	Ø30.5cm x 60.9cm* w/ 5hp PD Blower	Ø35.6cm x 60.9cm* w/ 7.5hp PD Blower
Cellulose	2041 kg/hr	2449 kg/hr	3334 kg/hr
Fiberglass	817 kg/hr	1089 kg/hr	1406 kg/hr
Rockwool	998 kg/hr	1225 kg/hr	1588 kg/hr

**Questions? Call us at +45 54 60 90 06**

(\*) Denotes an Optional Accessory


# A Cool Comparison: CM-3500XLVH (VH)=Vac Hood



**CM-3500XLVH** (4 Blr Box)



**CM-3500XLVH** (5HP PD Blr)



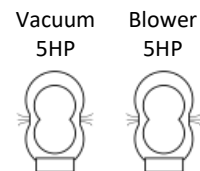
**CM-3500XLVH** (7.5HP PD Blr)

Specifications	CM-3500XLVH (4 Blr Box)	CM-3500XLVH (5HP PD Blr)	CM-3500XLVH (7.5HP PD Blr)
<b>Airlock Sizes</b> Dia.(Ø) x Length, Hose Output		Ø30.5 cm x 50.8 cm Long, 10.16cm Hose Output Ø30.5 cm x 60.9 cm Long, 10.16cm Hose Output*	Ø35.6 cm x 60.9 cm Long, 15.24cm Hose Output*
<b>Airlock Pressure</b>	276 mbar	414 mbar	552 mbar
<b>Blower Type</b>	CE: (4) 7.1amp Centrifugal	(1) 5hp Positive Displacement	(1) 7.5hp Positive Displacement
<b>Blower Volume</b>	240 m <sup>3</sup> /hr	280 m <sup>3</sup> /hr	348 m <sup>3</sup> /hr
<b>Hopper Capacity</b>		Dry: 0.79 m <sup>3</sup> / Recycle: 0.25 m <sup>3</sup> / Total: 1.04 m <sup>3</sup>	
<b>w/ Hopper Extension* (MAX)</b>		Dry: 1.40 m <sup>3</sup> / Total: 1.65 m <sup>3</sup>	
<b>Weight</b>	953 kg	1021 kg	1037 kg
<b>LxWxH</b>		272 cm x 74 cm x 138 cm	
<b>O/A Height w/ Hopper Extension*</b>		192cm-208cm	
<b>Loading Height</b>		137cm	
<b>w/ Hopper Extension*</b>		142cm-160cm	
<b>Power Requirements</b>	10/10/10 amp Trpl Inputs	10 amp Input	N/A
<b>Export (CE)</b>	230 volt/50 Hz	380 volt/50 Hz, 3PH	
<b>Drive Motor</b>		3 hp	
<b>Generator Size</b>	18KW	18KW	18KW
<b>Max Hose Length</b>	91m	91m	91m
<b>Warranty</b>	2 year (limited)	2 year (limited)	2 year (limited)
Features:			
<b>Powder Coated Metal</b>	Yes	Yes	Yes
<b>Check Valve Blower Protection</b>	Yes	Yes	Yes
<b>Hourmeter/Voltmeter</b>	Yes	Yes	Yes
<b>Pressure Gauge</b>	Yes	Yes	Yes
<b>Re-Lube Bearing</b>	Yes	Yes	Yes
<b>Modular Control Panel</b>	Yes	Yes	Yes
<b>Front Panel Reset Overloads</b>	Yes	Yes	Yes
<b>L.E.D. Plugs/Self Diagnostics</b>	Yes	Yes	Yes
<b>Heavy Duty Remote Cord</b>	Yes	Yes	Yes
<b>Scalping Augers</b>	Yes	Yes	Yes
<b>Turbo Shredder</b>	Yes	Yes	Yes
<b>Hopper Extension w/ Loading Tray*</b>	Yes	Yes	Yes
<b>Wheel Package*</b>	No	No	No
<b>Lid &amp; Dust Curtain*</b>	No	No	No
<b>Integrated Booster Connection</b>	No	No	No
<b>Recycle Fiber Vacuum System</b>	Yes	Yes	Yes
Production Rates:	Ø30.5cm x 50.8cm w/ 5hp PD Blower	Ø30.5cm x 60.9cm* w/ 5hp PD Blower	Ø35.6cm x 60.9cm* w/ 7.5hp PD Blower
<b>Cellulose</b>	2041 kg/hr	2449 kg/hr	3334 kg/hr
<b>Fiberglass</b>	817 kg/hr	1089 kg/hr	1406 kg/hr
<b>Rockwool</b>	998 kg/hr	1225 kg/hr	1588 kg/hr

**Questions? Call us at 419-232-4871**

(\* ) Denotes an Optional Accessory

# A Cool Comparison: CM-3500XLVP (VP)=Vac-Pac



Specifications		CM-3500XLVP (5 Blr)		
Airlock Sizes Dia.(Ø) x Length, Hose Output		Ø12" x 20" Long, 4" Hose Output (Ø30.5 cm x 50.8 cm Long, 10.16cm Hose Output) Ø12" x 24" Long, 4" Hose Output (Ø30.5 cm x 60.9 cm Long, 10.16cm Hose Output)* Ø14" x 24" Long, 6" Hose Output (Ø35.6 cm x 60.9 cm Long, 15.24cm Hose Output)*		
Airlock Pressure		414 mbar		
Blower Type		Blower Vacuum		
Blower Type		Blower Vacuum		
Blower Type		Blower Vacuum		
Blower Volume		Blower & Vacuum: 280 m <sup>3</sup> /hr		
Hopper Capacity		Dry: 0.79 m <sup>3</sup> / Recycle: 0.25 m <sup>3</sup> / Total: 1.04 m <sup>3</sup>		
w/ Hopper Extension* (MAX)		Dry: 1.40 m <sup>3</sup> / Total: 1.65 m <sup>3</sup>		
Weight		1119 kg		
LxWxH		272 cm x 74 cm x 192 cm		
O/A Height w/ Hopper Extension*		192cm-208cm		
Loading Height		130cm		
w/ Hopper Extension*		142cm-160cm		
Power Requirements		20 amp Input		
Export (CE)		380 volt/50 Hz, 3PH		
Drive Motor		3 hp		
Generator Size		18KW		
Max Hose Length		91m		
Warranty		2 year (limited)		
Features:				
Powder Coated Metal		Yes		
Check Valve Blower Protection		Yes		
Hourmeter/Voltmeter		Yes		
Pressure Gauge		Yes		
Re-Lube Bearing		Yes		
Modular Control Panel		Yes		
Front Panel Reset Overloads		Yes		
L.E.D. Plugs/Self Diagnostics		Yes		
Heavy Duty Remote Cord		Yes		
Scalping Augers		Yes		
Turbo Shredder		Yes		
Hopper Ext. w/ Loading Tray*		Yes		
Wheel Package*		No		
Lid & Dust Curtain*		No		
Integrated Booster Connection		No		
Recycle Fiber Vacuum System		Yes		
Production Rates:	Ø30.5cm x 50.8cm w/ 5hp PD Blower	Ø30.5cm x 60.9cm* w/ 5hp PD Blower	Ø35.6cm x 60.9cm* w/ 5hp PD Blower	
Cellulose	2041 kg/hr	2449 kg/hr	2449 kg/hr	
Fiberglass	817 kg/hr	1089 kg/hr	1089 kg/hr	
Rockwool	998 kg/hr	1225 kg/hr	1225 kg/hr	

(\*) Denotes an Optional Accessory

## Questions? Call us at 419-232-4871


## Description of CM-3500 Features:

- **Robust:** a high capacity and high production machine with low power requirements.
- **Powder Coated Metal:** Powder coating provides a high quality, long lasting finish exhibiting professionalism to your customers.
- **Check Valve Blower Protection:** Protects blowers from back-flow of fibers into the blowers causing damage.
- **Hour Meter:** Records total run hours on the agitator motor airlock for maintenance intervals.
- **Voltmeter:** monitoring of correct voltage to agitator motor to prevent long term damage.
- **Pressure Gauge:** Used to calibrate pressure for dense-packing sidewalls and diagnose condition of airlock seals.
- **Re-Lube Bearings:** heavy duty, triple sealed, 'cast iron' bearings allow re-greasing to provide endless life to bearings and eliminate maintenance.
- **Dual Hopper with Separate Feed-Gate Control:** Provides precise metering of each fiber.
- **Quick Access View Hatches:** Allow for easy troubleshooting, access for machine maintenance, and clean-out of hoppers.
- **Front Panel Reset Overloads:** Easy access to re-set thermal overload protection to all motors and protected electrical components.
- **L.E.D. Plugs/Self Diagnostics:** Easy diagnostics to confirm power to motors.
- **Heavy Duty #16 Gauge Remote Cord:** Heavy gauge wire conductor with double thick protective jacket provides durability to a component exposed to extreme wear and abuse.
- **Scalping Augers:** Cool Machines proprietary technology providing enhanced fiber conditioning and positive feeding to airlock with no fiber bridging in hopper.
- **Turbo Shredder:** Uses High Speed Blades to provide maximum fiber conditioning and production.
- **Hopper Extension with Loading Tray:** Increases hopper capacity while also providing a convenient loading tray.
- **Recycle Fiber Vacuum System:**
  - **Vac Hood:** Requires an additional Insulation Removal Vacuum. Allows for Recycled Fiber to be Vacuumed and re-introduced into the fiber mix during wall spray operations, thus allowing for minimal fiber material waste.
  - **Vac Pac:** Machine has an onboard PD Blower providing Vacuum Suction. Allows for Recycled Fiber to be Vacuumed and re-introduced into the fiber mix during wall spray operations, thus allowing for minimal fiber material waste.


CM3500XLS w/ Hopper Extension\*




Turbo Shredder




CM3500XLVP w/ Hopper Extension\*  
(Gas Vac & Accessories extra)



Hopper Divider (VH & VP Models Only)



Divider Down



Divider Up

Scalping Augers



CM3500XLVP w/ Hopper Extension\*



Vac Pac System



Dual Feed Gate Controls



(\* ) Denotes an Optional Accessory

Rev. 10/2020